

FCIT Lesson Planner

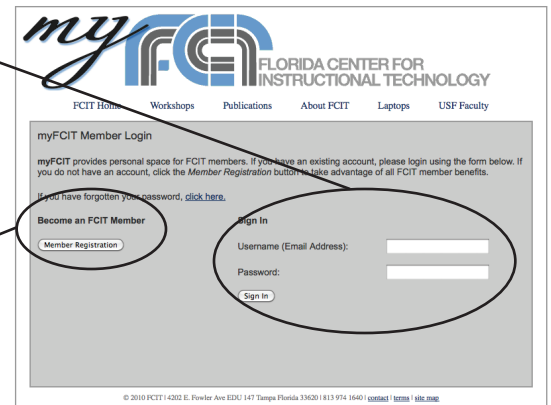


The FCIT Lesson Planner enables teachers to create and store lesson plans online, making it easy to manage the lesson plans from anywhere. The Lesson Planner also lets you mark a lesson plan for review, which if approved, publishes the lesson plan on a public FCIT web site for sharing with the rest of the world.

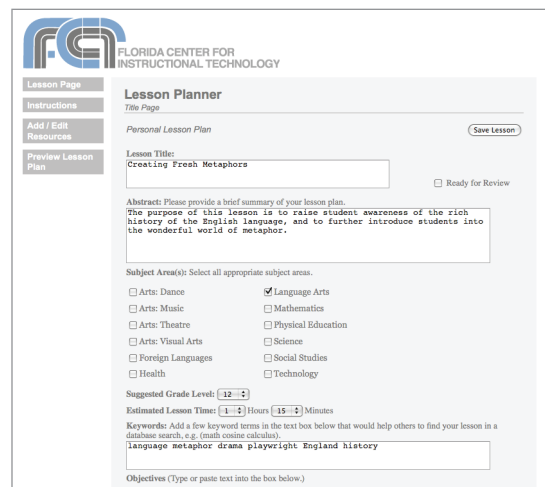
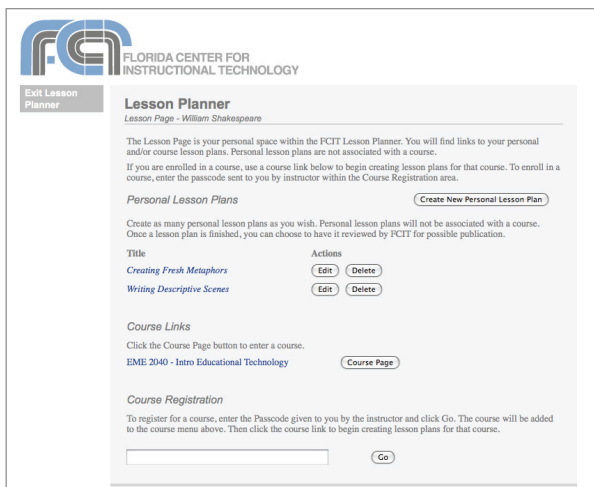
1) To get started, click the myFCIT button on the FCIT homepage at <http://fcit.usf.edu>

2) If you already have a free myFCIT account, enter your user name and password on the myFCIT log-in page.

If you do not yet have a myFCIT account, click the "Member Registration" button to create an account.



3) Once you have signed in, the Lesson Planner option will appear on the left in the "My Applications" column.



The Lesson Planner is very easy to use and requires no special training. Simply type or paste text into the appropriate boxes. You will now be able to view and edit your plans from any computer or web-enabled mobile device. If you decide that you would like to share your lesson plan with others, click the button to request a review. If approved, your plan will be available on a public FCIT site to be launched later this spring.